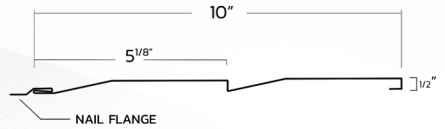



DOUBLE 5" PANEL

LAP SIDING PANEL



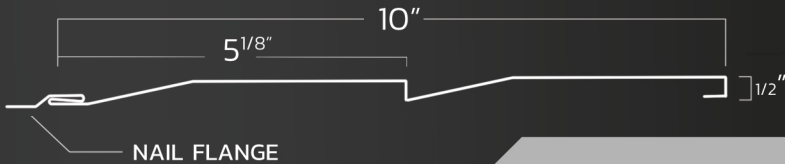
Panel Info

28ga and 24ga availability
24" coverage with 3/4" corrugation depth
1 1/2" rib spacing, classic corrugated profile
Siding and accent applications only



Fastener Details

This panel uses 10x1SS screws for field fastening.
10x1 Lo-Pro or pop rivet for trim

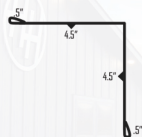


STANDARD TRIM

OUTSIDE CORNER



INSIDE CORNER



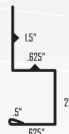
L-BASE



Z-STRIP



BROOM BASE



1/4" J-CANNEL

